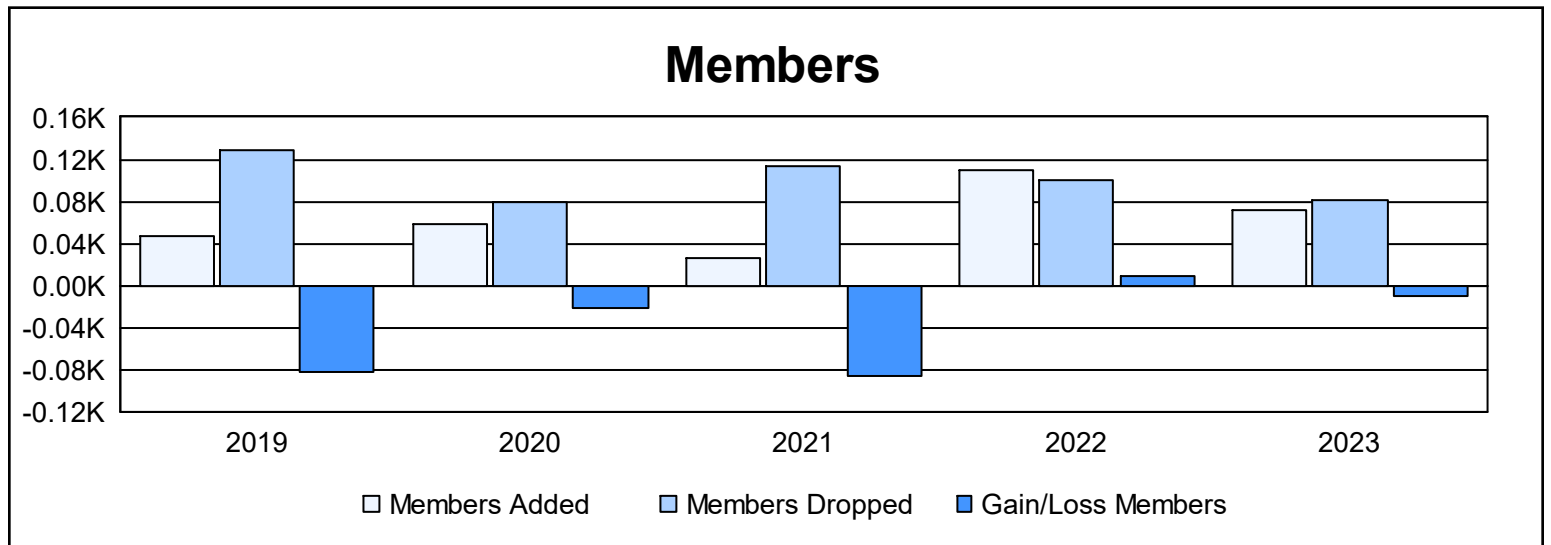
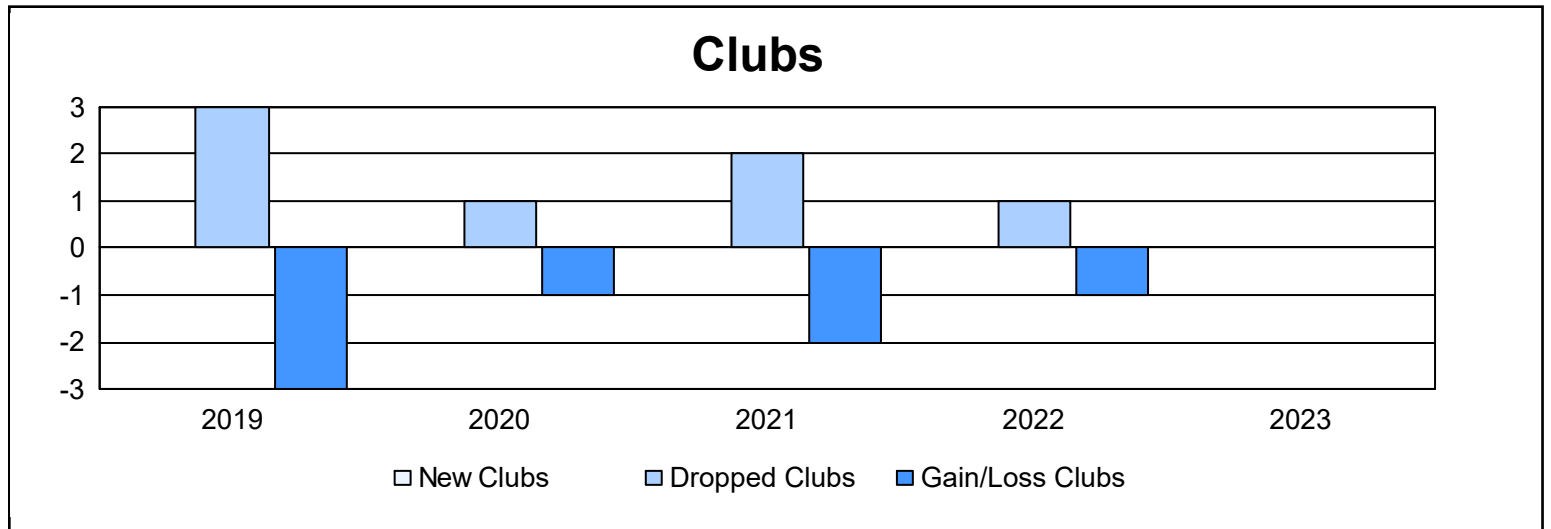
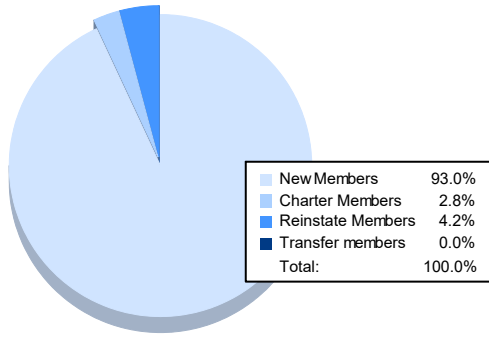


| Year           | New Clubs | Dropped Clubs | Gain/ Loss Clubs | New Members | Charter Members | Reinstate Members | Transfer Members | Total Member Added | Total Members Dropped | Gain/ Loss Members |
|----------------|-----------|---------------|------------------|-------------|-----------------|-------------------|------------------|--------------------|-----------------------|--------------------|
| 2018-2019      | 0         | 3             | -3               | 41          | 1               | 2                 | 2                | 46                 | 129                   | -83                |
| 2019-2020      | 0         | 1             | -1               | 52          | 0               | 3                 | 3                | 58                 | 79                    | -21                |
| 2020-2021      | 0         | 2             | -2               | 24          | 0               | 1                 | 1                | 26                 | 113                   | -87                |
| 2021-2022      | 0         | 1             | -1               | 97          | 3               | 6                 | 4                | 110                | 101                   | 9                  |
| 2022-2023      | 0         | 0             | 0                | 66          | 2               | 3                 | 0                | 71                 | 82                    | -11                |
| <b>Average</b> | <b>0</b>  | <b>1</b>      | <b>-1</b>        | <b>56</b>   | <b>1</b>        | <b>3</b>          | <b>2</b>         | <b>62</b>          | <b>101</b>            | <b>-39</b>         |



### Membership Composition June 2023 Cumulative



### Gender Composition June 2023 Cumulative

